



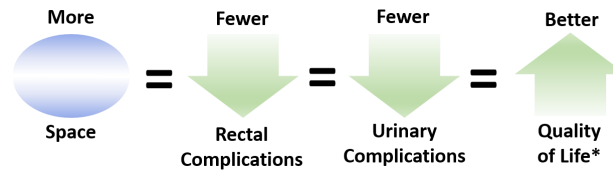
A prostate cancer diagnosis

If you or a loved one has been diagnosed with prostate cancer, you may be considering radiation therapy for treatment. Radiation therapy is extremely effective in targeting and treating prostate cancer, but as with any procedure, it does carry potential side effects that can have a negative impact on your quality of life.

The goal of radiation therapy in treating prostate cancer is to maximize the radiation dose to the prostate to kill the cancer cells while avoiding delivering radiation to any surrounding normal tissue. Rectal injury can occur during radiation therapy for prostate cancer because the rectum sits next to the prostate and can accidentally receive high radiation doses that damage healthy tissue and cause negative side effects.

But now, Logansport Memorial Hospital can help.

Space OAR®



To learn more about the Space OAR hydrogel procedure, please talk with your doctor. This guide is not intended to be a substitute for a thorough discussion with your doctor.

LOGANSPORT
Memorial
CANCER CARE CENTER

1025 Michigan Avenue, Lower Level
Logansport, IN 46947

(574) 753-9000

LogansportMemorial.org/CancerCare

Space OAR®



A unique treatment option for men battling prostate cancer

LOGANSPORT
Memorial
CANCER CARE CENTER

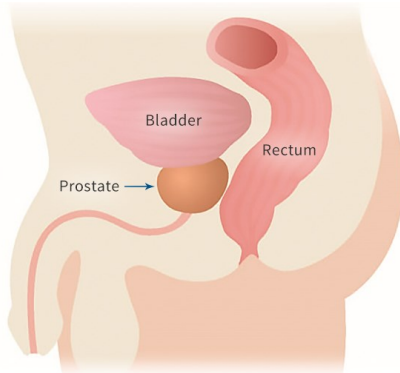
Logansport Memorial Hospital's new state-of-the-art Cancer Care Center is proud to offer an innovative option for patients undergoing treatment for prostate cancer that helps to minimize the potential for damage to the rectum and the potential for any negative side effects.

Space OAR Hydrogel

Space OAR hydrogel is an absorbable hydrogel that temporarily creates space between the prostate and the rectum, protecting the rectum from radiation exposure during prostate radiation therapy. The “OAR” in Space OAR stands for “Organ-at-Risk” and with radiation therapy to the prostate, the organ-at-risk is the rectum.

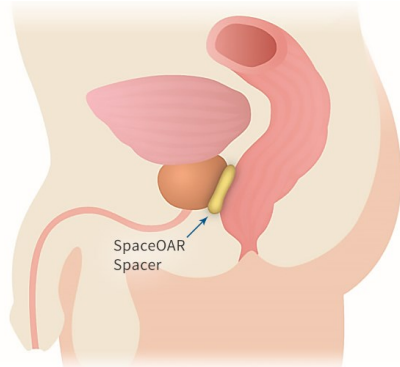
Without Space OAR Hydrogel

The rectum is next to the prostate, complicating prostate radiation therapy.



With Space OAR Hydrogel

The Space OAR spacer pushes the rectum away from the prostate, decreasing rectal injury during radiation therapy.



How does Space OAR help me?

By acting as a spacer, the hydrogel pushes the rectum a half-inch away from the prostate so that the damage to the rectum is reduced or even eliminated. With Space OAR hydrogel in place, your doctor can enhance your radiation treatment to better target your cancer while preserving healthy tissue to help ensure that your rectal, urinary, and sexual quality of life will be maintained.

How is it inserted? What is it made of, and is it safe?

The hydrogel spacer is injected during a minimally invasive procedure, and — once in place — patients typically can't feel it.

The hydrogel is safe and similar to other products used in brain surgery, cardiology and ophthalmology. Because of the water content, it is called a hydrogel. It can be safely used in the body without causing injury or reaction. It remains in place for 3 months during radiation treatment, and is then absorbed and leaves the body in the patients urine — leaving nothing behind.

Patient Testimonial



“I would choose Logansport Memorial again and again. That’s how much I believe in the care that’s available right here.”

— Don Lombardi, Prostate Cancer Survivor

When Don needed treatment for prostate cancer, Logansport Memorial Hospital was there for him. Don was the first patient to use the Space OAR hydrogel successfully as our cancer care team guided him through every step of his 44 days of radiation treatment. Don fought prostate cancer and won (all without missing a single day of work) thanks to the team dedicated to Building Better Health at Logansport Memorial Hospital.